



**METHODOLOGY**  
**CREDIT CARDS**

# WHAT ARE THE CANSTAR CREDIT CARD STAR RATINGS?

CANSTAR *Credit Card Star Ratings* use a sophisticated rating methodology, unique to CANSTAR, which compares the dominant credit card products in New Zealand and presents the results in a simple, user-friendly format.

Our rating methodology is transparent and extensive. The methodology compares all types of personal unsecured credit cards in New Zealand and accounts for an array of characteristics such as:

- Fees/Interest Rates
- Premium Features
- Number of Free Days
- Reward/Loyalty programmes
- Standard Features

The results are reflected in a consumer-friendly five-star concept, with five stars denoting a product offering outstanding value.



# METHODOLOGY – PROFILES

## Low Rate Credit Card

For consumers seeking a credit card with a low interest rate and flexible repayment conditions.



### Pricing Score

- Ongoing Cost of a constantly revolving debt of \$6000.
- Includes annual fee waivers where applicable.

### Feature Score

- Emphasis on additional fees and charges.
- Ability of minimum repayments to cover interest and fees.

### Eligibility

- Personal, unsecured credit cards.
- A credit limit of \$6000 must be available on application.



# METHODOLOGY– PROFILES

## Low Fee Credit Card

For consumers seeking a credit card with low ongoing fees and who may be looking to access some premium card facilities.



### Pricing Score

- Ongoing cost of keeping account open.
- Occasional use of card to revolve a balance.
- Includes annual fee waivers where applicable.

### Feature Score

- Purchase of durable goods are more likely than everyday spending so benefits may be derived from features such as:
  - Extended warranty
  - Price guarantee schemes
  - Purchase protection insurance

### Eligibility

- Personal, unsecured credit cards.
- Minimum credit limit cannot be higher than \$6000.



# METHODOLOGY– PROFILES

## Rewards Credit Card

For consumers seeking a credit or charge card that gives them the optimal return on their everyday spending.



### Pricing Score

- Reward return is calculated at different spend levels.
- Net benefit over 12 months is calculated after ongoing fees and the interest on a one month revolving balance.
- Includes annual fee waivers where applicable.

### Feature Score

- Terms, conditions and features of the credit card.
- Choices and conditions of the rewards programme.

### Eligibility

- The card must offer a rewards programme that provides direct access to merchandise, cash-back and/or gift cards.



# METHODOLOGY – PROFILES

## Flight Rewards Credit Card

For consumers seeking a credit card or charge card that will allow them to redeem points for flights.



### Pricing Score

- Reward return is calculated at different spend levels.
- Net benefit over 12 months is calculated after ongoing fees and the interest on a one month revolving balance.
- Includes annual fee waivers where applicable.

### Feature Score

- Terms, conditions and features of the credit card.
- Choices and conditions of the rewards programme.
- Other features relevant to a frequent traveller such as airline lounge access.

### Eligibility

- Rewards points must be able to be transferred to one or more frequent flyer programmes that collectively offer flights between Auckland and the three destinations considered.



# METHODOLOGY – OVERALL WEIGHTS

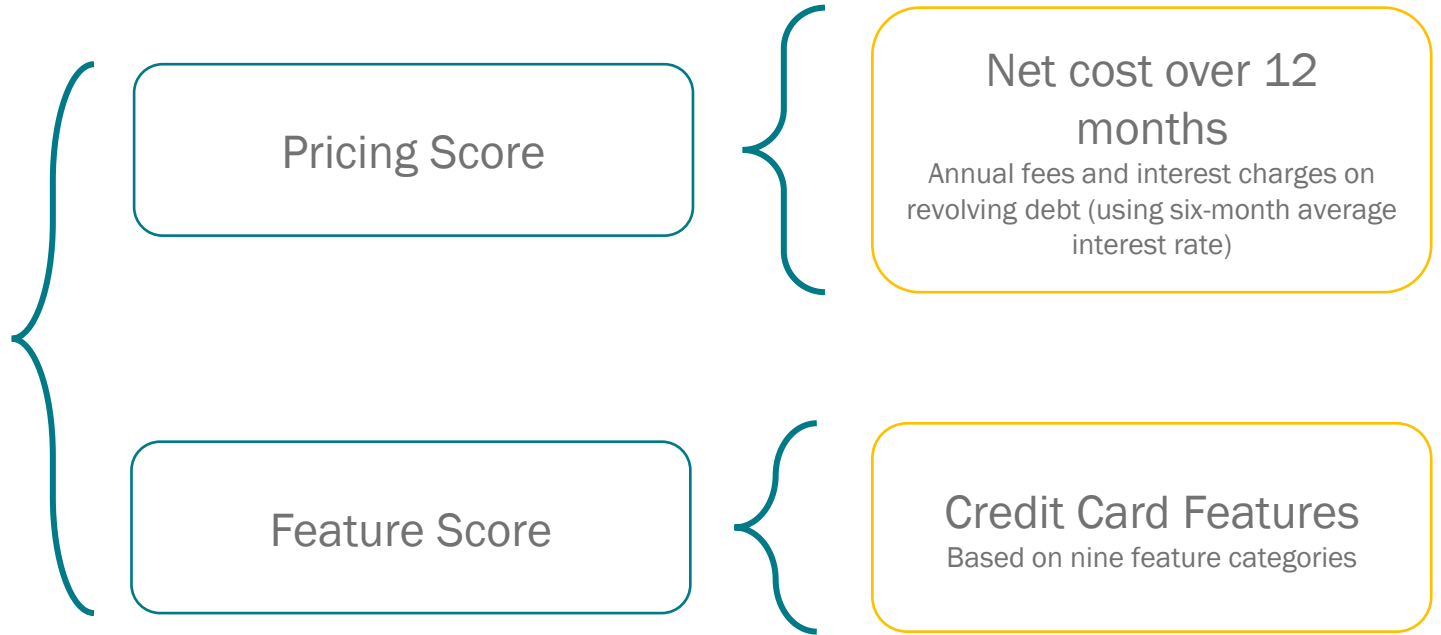
Profile	Pricing Weight	Reward Return	Charge Cards Included	Six-month average rate used	Feature Weight
Low Rate	70%	✗	✗	✓	30%
Low Fee	60%	✗	✗	✓	40%
Rewards	70%	✓	✓	✗	30%
Flight Rewards	70%	✓	✓	✗	30%

✓ Included   ✗ Not Included

In the *Low Rate* and *Low Fee* profiles, credit cards must have been available to consumers for six months to receive a rating. Products that do not meet this requirement will be eligible to receive a “*rising star*” award.



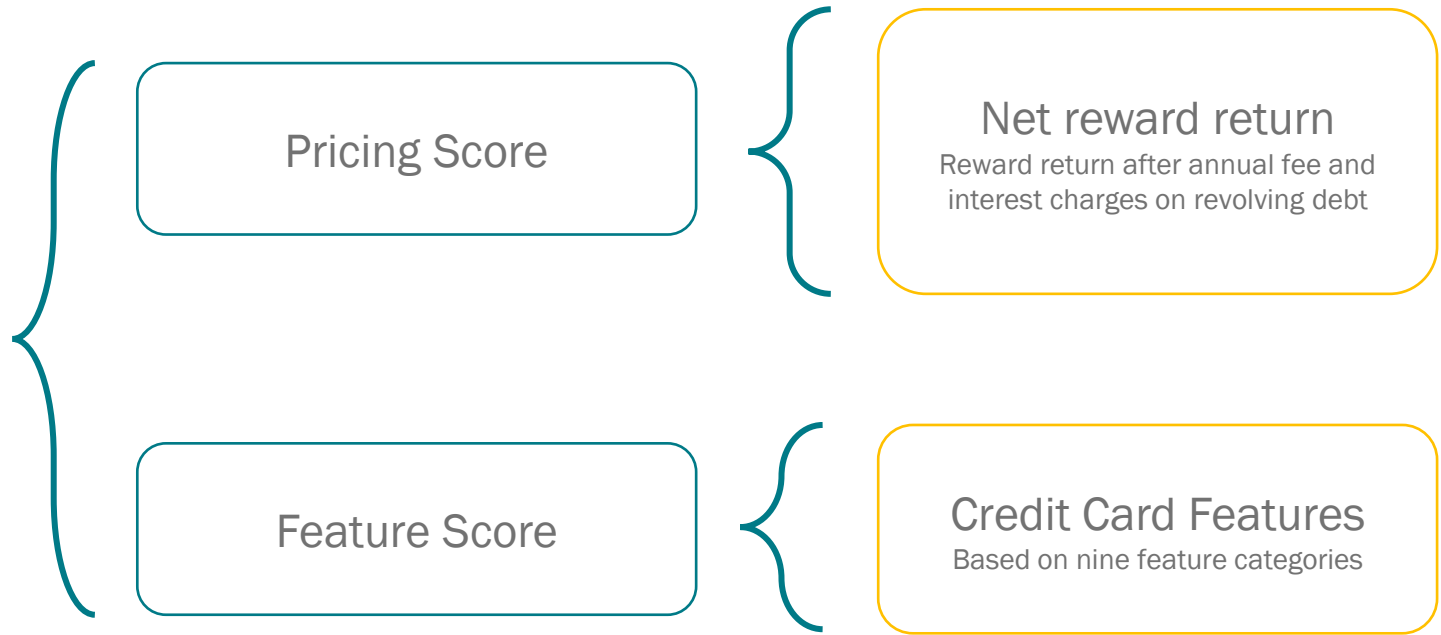
# LOW RATE AND LOW FEE OVERALL METHODOLOGY





# REWARDS AND FLIGHT REWARDS

## OVERALL METHODOLOGY



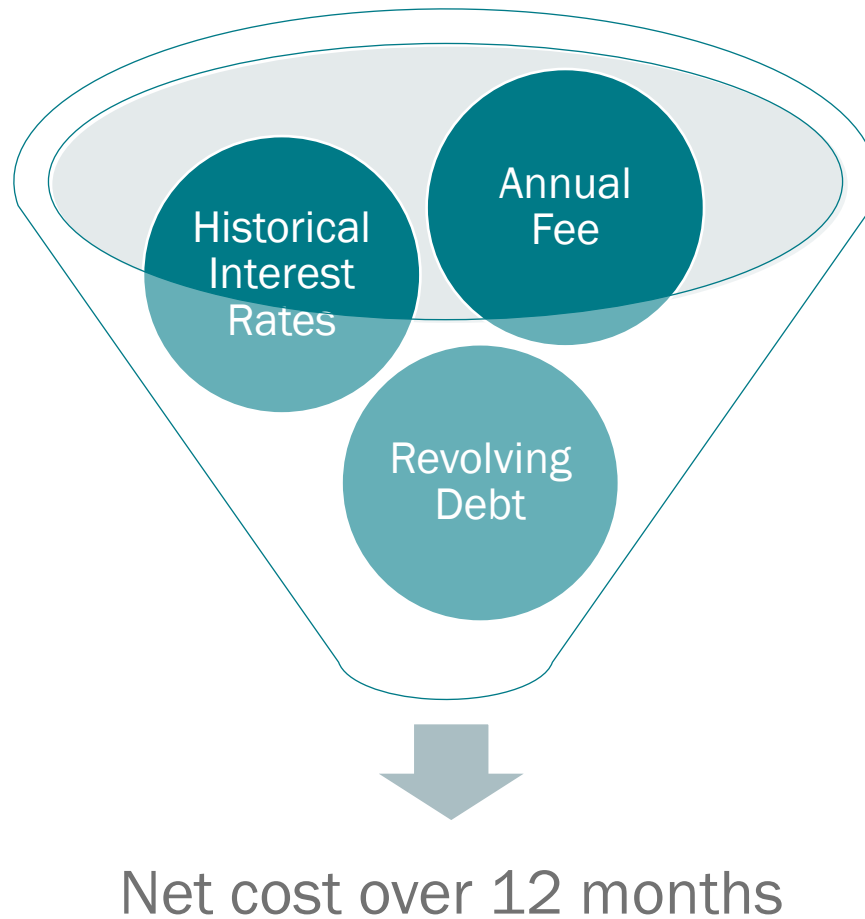
# METHODOLOGY – PRICING SCORE

Profile	Reward Return	Charge Cards Included	Annual Purchases	Revolving Debt		
				Amount	Period (months)	Six-month average rate used
Low Rate	✗	✗	\$14,000	\$6,000	12	✓
Low Fee	✗	✗	\$6,000	\$1,500	2	✓
The below profiles are each rated for four different amounts of annual spending. A range of spending levels 20% either side of the target values below are considered, to account for caps or earning tiers.						
Rewards	✓	✓	\$12,000	\$500	1	✗
			\$24,000	\$1,000	1	
Flight Rewards	✓	✓	\$60,000	\$2,500	1	✗
			\$120,000	\$5,000	1	

✓ Included   ✗ Not Included   ○ Partially Included

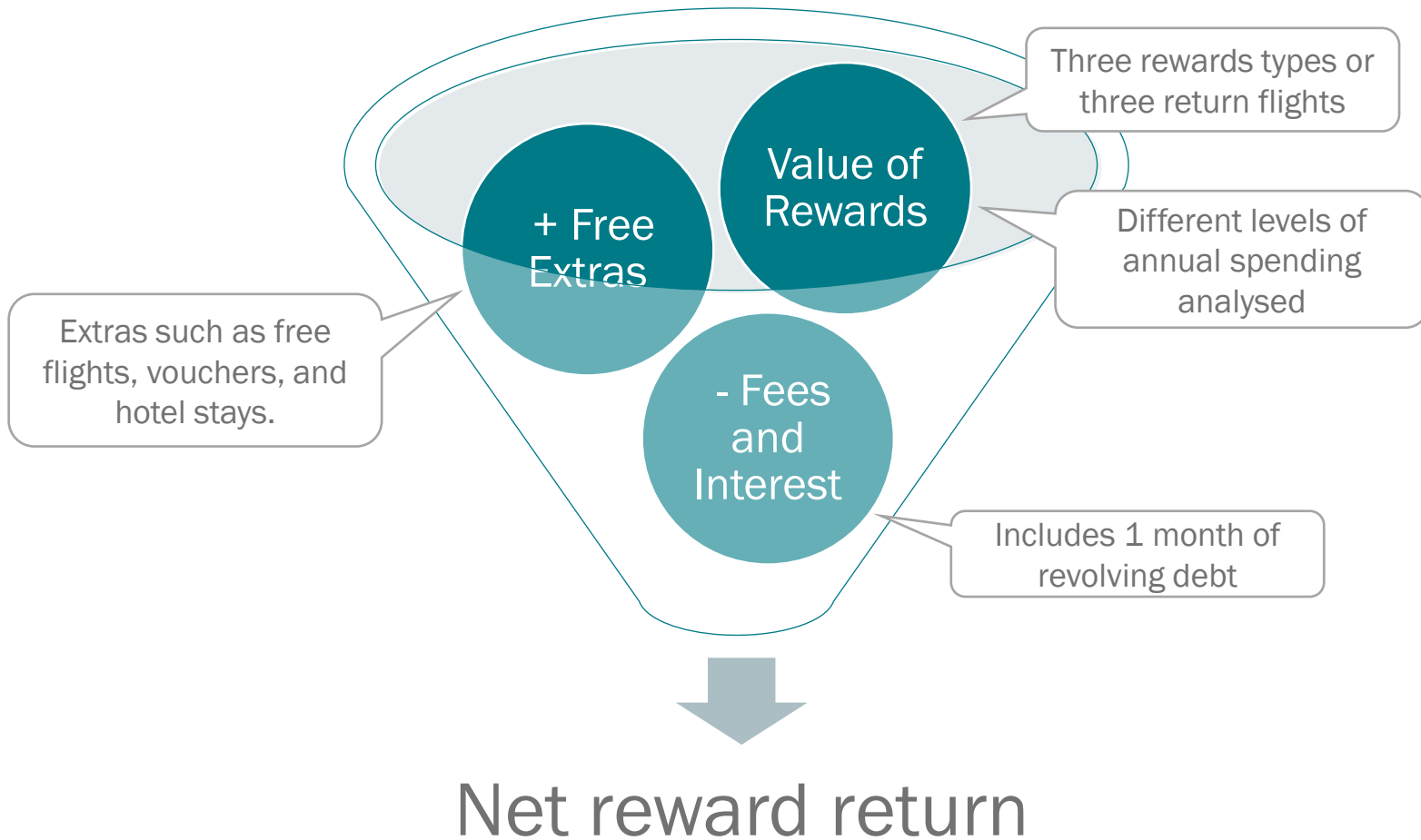
# METHODOLOGY– LOW RATE/FEE PRICING SCORE

Products are scored based upon the net cost to the cardholder over 12 months with the lowest cost product receiving the top pricing score.



# METHODOLOGY– REWARDS PRICING SCORE

Products are scored based upon the net benefit to the cardholder over 12 months with the best performing product receiving the top score.



# METHODOLOGY– PRICING SCORE

## Annual Fees

- Annual fee waivers included depending on spending behaviour profile.

## Interest Charges on Revolving Debt

- Six-month average historical interest rate used in Low Rate and Low Fee profile.
- Where a charge card is included the “liquidated damages” fee will be considered in lieu of an interest rate.

## Reward Return

- Reward return based on annual spend amount.
- Includes bonus points.
- Monthly and annual caps are considered as well as tiered earning structures.
- All airline transfer rates are considered where there are multiple options.
- Reward redemption rates are divided into three categories: Cashback or statement credit, major retail shopping voucher and merchandise.

## Free Extras

- Free extras are considered for inclusion where their value is measurable in dollar terms and where relevant to the consumer profile.
  - Free flight or travel voucher considered as a free extra in the Flight Rewards profile.
  - Free extras must be ongoing (not sign-up bonuses).



# METHODOLOGY – MERCHANT CATEGORIES

Where credit cards offer bonus earn rates for spending at different types of merchants, an assumption is made that a proportion of total card spending will fall into one of six different categories:

Staple:	Supermarkets
Discretionary:	Department stores
Petrol:	Major petrol stations
Holidays:	Airlines, Tour operations, Car Rental, Travel Agencies etc.
Dining:	Restaurants
Other:	All other merchants where a 'standard earn rate' would apply

Purchases Per Annum	Proportion of spending / Purchases per week											
	Staple		Discretionary		Petrol		Holidays		Dining		Other	
\$12,000	32%	\$74	10%	\$23	13%	\$30	5%	\$12	5%	\$12	35%	\$81
\$24,000	29%	\$134	14%	\$65	11%	\$51	5%	\$23	6%	\$28	35%	\$162
\$60,000	25%	\$288	18%	\$208	8%	\$92	6%	\$69	7%	\$81	36%	\$415
\$120,000	20%	\$462	20%	\$462	6%	\$138	7%	\$162	10%	\$231	37%	\$854

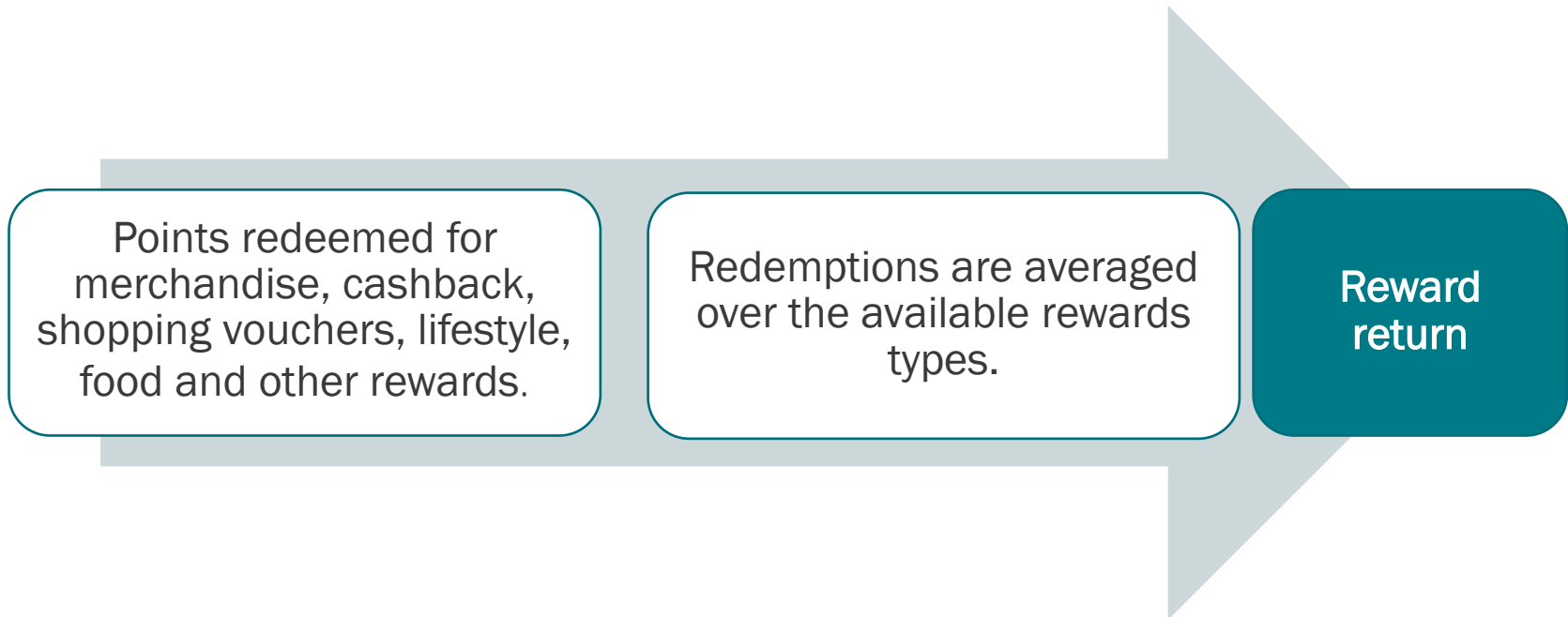
Based on data sourced from Statistics New Zealand.

Recognising the lower merchant acceptability of the three-party card schemes (American Express and Diners Club) compared to MasterCard and Visa, 40% of "Other" spending for these schemes earns no points.



# METHODOLOGY

## REWARD RETURN (CASH, MERCHANDISE, VOUCHER)



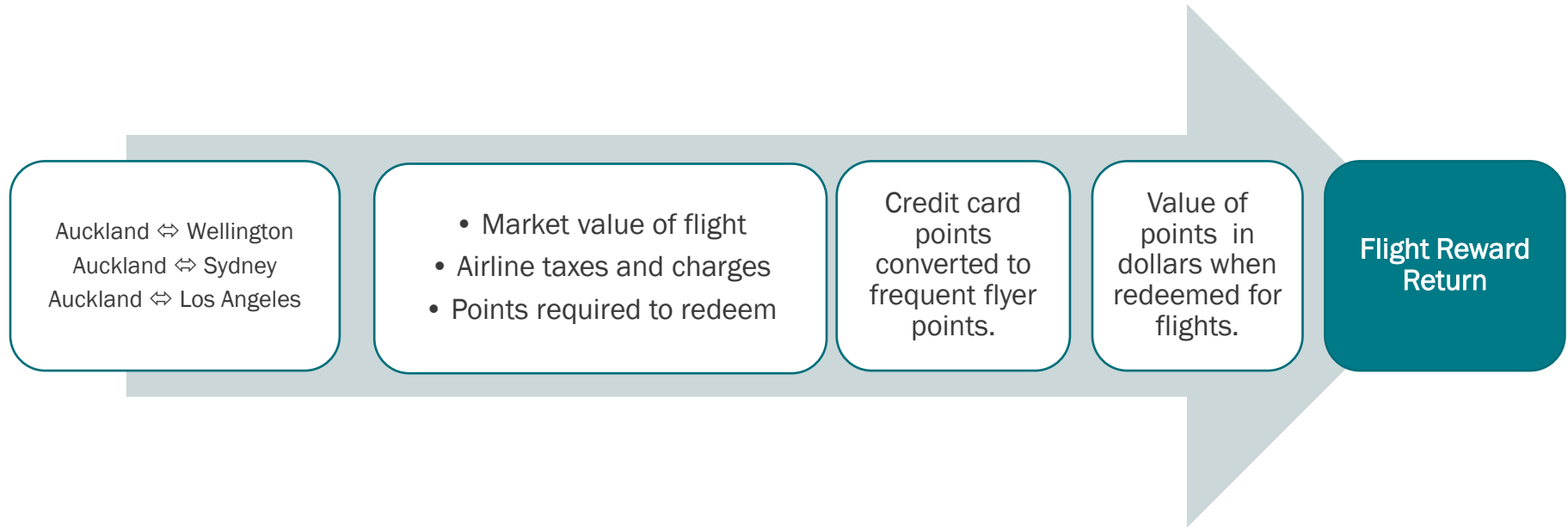
### Cash back Rewards vs. Merchandise and Shopping Voucher Rewards

Products are assessed based on the average over all reward types but recognition is given in the feature score to a product with a quality cash rewards programme. The principle being that a product where the cash points currency is as good as the other points currency, it should receive the highest score for reward “choices”



# METHODOLOGY

## FLIGHT REWARD RETURN



- If more than one airline partner is available, the best airline redemption option is considered for each route.
- Quotes are undertaken for flights six months in advance, out of peak travel periods.
- Routes considered are to Wellington, Sydney and Los Angeles, return from Auckland.





# METHODOLOGY

## SAMPLE REWARDS CALCULATION

- 1 rewards point per \$1 spent
- 150 points can be redeemed for \$1 in cashback
- 1 rewards point converts to 1 frequent flyer point
- \$24,000 spent in one year on the credit or charge card

### REWARDS

$$\text{Cash Reward Return} = \frac{24000 \text{ points}}{150 \text{ points per } \$1} = \$160$$

### FLIGHT REWARDS

$$\text{Flight Reward Return} = \frac{\$160 \text{ return flight} - \$40 \text{ taxes}}{16,000 \text{ FF points to redeem}} \times 24,000 \text{ points earned} = \$180$$



# METHODOLOGY – FEATURE SCORE

Each card feature is allocated points. Points are awarded for positive traits such as low fees or greater flexibility. The total features score for each category of information (e.g. repayment capabilities) is ranked and weighted with each category contributing to the overall Feature Score.

Price and Features are weighted differently for each spending profile. This is done in recognition of the relative importance of the different product components to each profile.

The Price plus Feature scores are indexed and totalled to provide the Total Score. Together they form the basis of CANSTAR's *Credit Card Star Ratings*.



# METHODOLOGY – FEATURE SCORE

Credit Card Features	Low Rate (30%)	Low Fee (40%)	Rewards (30%)	Frequent Flyer (30%)
Minimum Repayment Score	20%	-	-	-
Interest free days	5%	20%	10%	5%
Credit Terms and Conditions	45%	35%	15%	15%
Card Terms	40%	40%	40%	40%
Additional Fees and Charges	40%	40%	40%	40%
Interest Charging	10%	10%	10%	10%
Special Purchasing Policies	10%	10%	10%	10%
Ease of access	10%	10%	10%	10%
Repayment Capabilities	50%	50%	50%	50%
Merchant Acceptability	50%	50%	50%	50%
Premium Card Facilities	5%	15%	20%	20%
Airline Lounge Access	-	-	-	10%
Rewards programme	-	5%	30%	25%
Application Process	5%	5%	5%	5%
Self Service and Security	10%	10%	10%	10%



# METHODOLOGY – FEATURE SCORE CONT'D

- **Interest free days:** The products in the market with the highest number of interest free days receives the top score.
- **Airline Lounge Access** is scored based on the availability of lounges to travellers in New Zealand and Overseas as well other factors:
  - Number of lounge passes (e.g. 2, unlimited, or a discount-only membership)
  - Whether or not a purchase is required before the lounge passes are given (e.g. must use the credit card to make a purchase with the airline).
- **Minimum repayment score:** Where making the minimum repayment would not be enough to cover the annual fees and interest on a revolving debt, a product receives a score of zero. All other products receive the full score.



# METHODOLOGY

## REWARDS CHOICES AND CONDITIONS

Feature Category	Rewards	Flight Rewards
<b>Rewards Choices</b>	<b>80%</b>	<b>40%</b>
Shopping Rewards	25%	-
Frequent Flyer Rewards	10%	50%
Merchandise Rewards	20%	-
Travel/Accommodation Rewards	10%	50%
Point For Cash / Credit	15%	-
Entertainment Rewards	5%	-
Food & Beverage Rewards	5%	-
Lifestyle Rewards	5%	-
Additional Rewards	5%	-
<b>programme Conditions</b>	<b>20%</b>	<b>60%</b>
Earning Policies	20%	30%
Bonus Points Partner Information	10%	-
Points Capping Information	10%	10%
Customer Service Information	10%	15%
Reward programme Fees	10%	-
Earning Policy Flexibility	10%	-
Account Status Information	10%	15%
Top-Up Policies	10%	15%
Expiration Policies	10%	15%

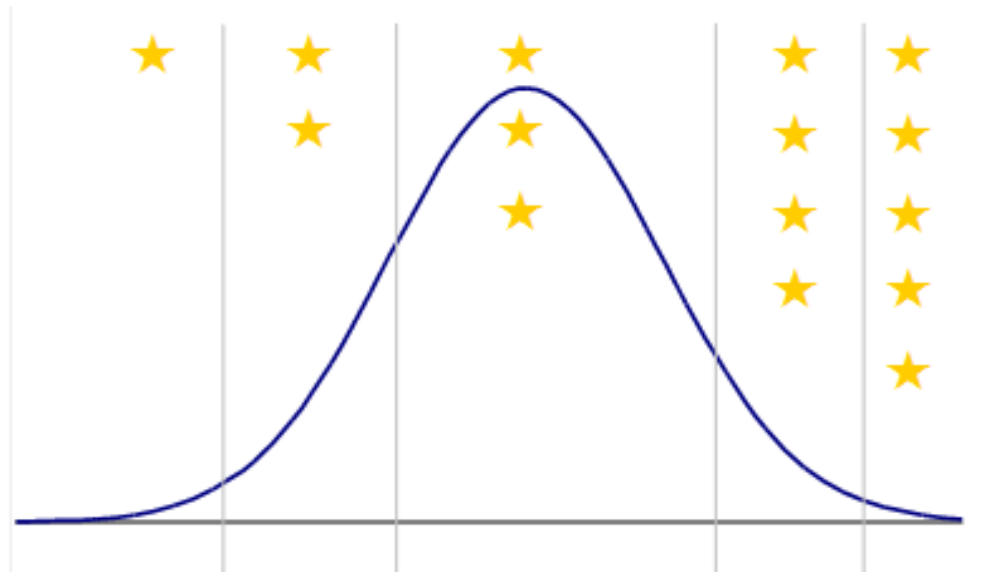
- Where cash is an available option, a product should receive the full score for “Rewards Choices”.
- Only applies where the cash points currency is not less than 85% of the average points currency.



# HOW ARE THE STARS AWARDED?

The total score received for each profile ranks the products. The stars are then awarded based on the distribution of the scores according to the following guidelines. Only the products that obtain a score in the top 10% of the of the score distribution receive a five-star rating

The results are reflected in a consumer-friendly CANSTAR star ratings concept, with five stars denoting outstanding value.



# HOW OFTEN ARE CREDIT CARD RE-RATED?

All ratings are fully recalculated every twelve months based on the latest features offered by each institution. CANSTAR also monitors rate changes on an ongoing basis.

# DOES CANSTAR RATE OTHER PRODUCT AREAS?

CANSTAR also researches, compares and rates the suite of banking products listed below. These star ratings use similar methodologies to guarantee quality, consistency and transparency. Results are freely available to consumers who use the star ratings as a guide to product excellence. The use of similar star ratings logos also builds consumer recognition of quality products across all categories. Please access the CANSTAR website at [www.canstar.co.nz](http://www.canstar.co.nz) if you would like to view the latest star ratings reports of interest.

- Business deposits
- Credit cards
- Credit card rewards
- Home loans
- KiwiSaver
- Online banking
- Personal loans
- Savings accounts
- Transaction accounts
- Term deposits



# COMPLIANCE DISCLOSURE AND LIABILITY DISCLAIMER

## DISCLAIMER

To the extent that any CANSTAR data, ratings or commentary constitutes general advice, this advice has been prepared by CANSTAR New Zealand Limited (3225469) and does not take into account your individual investment objectives, financial circumstances or needs. Information provided does not constitute financial, taxation or other professional advice and should not be relied upon as such. CANSTAR recommends that, before you make any financial decision, you seek professional advice from a suitably qualified adviser. A Product Disclosure Statement relating to the product should also be obtained and considered before making any decision about whether to acquire the product. CANSTAR acknowledges that past performance is not a reliable indicator of future performance. Please refer to CANSTAR's FSG for more information at [www.canstar.co.nz](http://www.canstar.co.nz).

All information contained herein shall not be copied or otherwise reproduced, repackaged, further transmitted, transferred, disseminated, redistributed or resold, or stored for subsequent use for any purpose, in whole or in part, in any form or manner or by means whatsoever, by any person without CANSTAR's prior consent. All information obtained by CANSTAR from external sources is believed to be accurate and reliable. Under no circumstances shall CANSTAR have any liability to any person or entity due to error (negligence or otherwise) or other circumstances or contingency within or outside the control of CANSTAR or any of its directors, officers, employees or agents in connection with the procurement, collection, compilation, analysis, interpretation, communication, publication, or delivery of any such information. Copyright 2012 CANSTAR New Zealand Limited (3225469)

